

YZF DTM3.1 CAL3.1 SETTING SHEET Ver.01

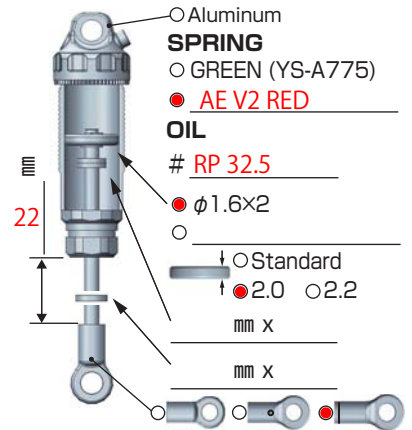
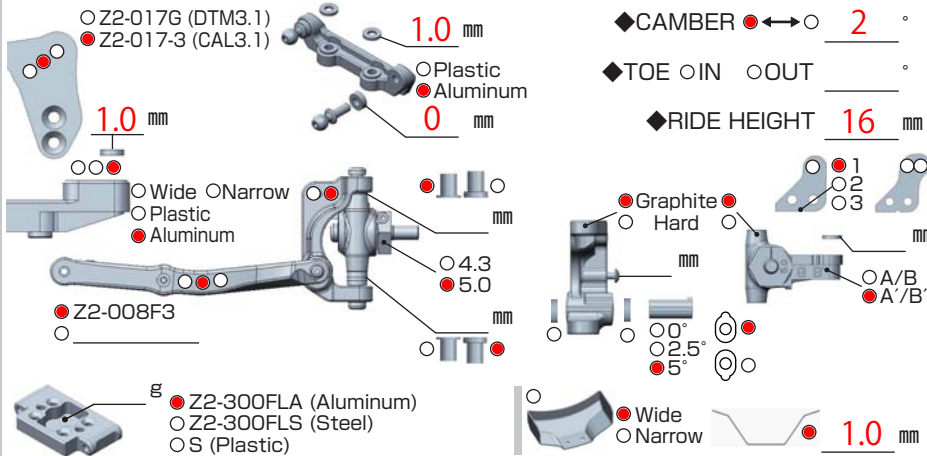
CIRCUIT **RC MANIAX ARENA**

- INDOOR OUTDOOR
- DIRT ASTROTURF CARPET GLASS WOOD
- WET DRY DUSTY SMOOTH BUMPY
- HARD PACKED CLAY BIUE GROOVE _____
- LOW TRACTION MED TRACTION HIGH TRACTION

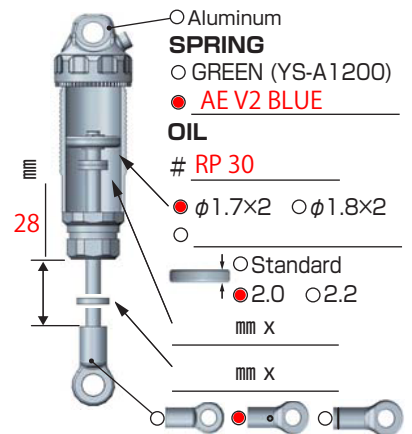
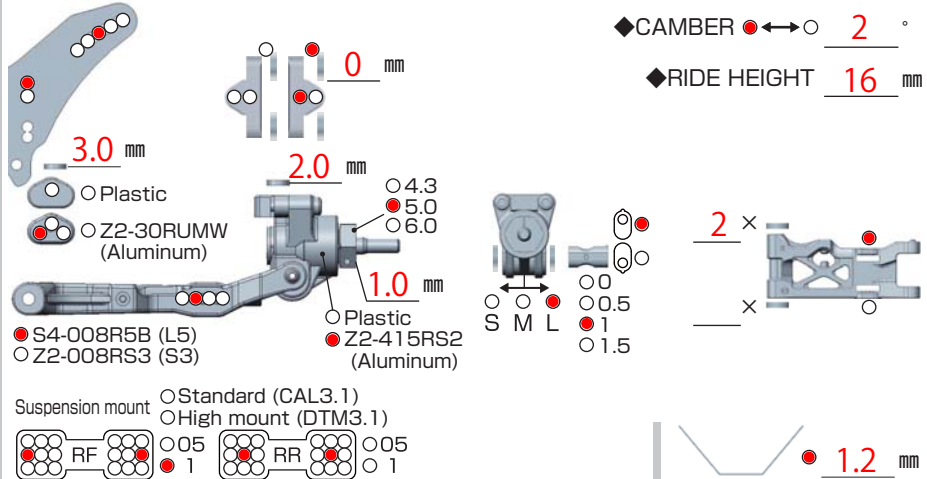
DRIVER **Yusuke Sugiura**

DATE **2021/12/19**

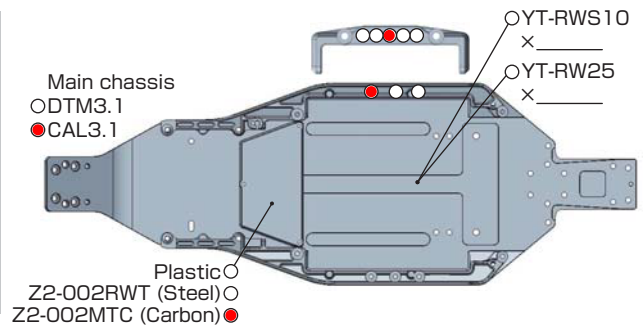
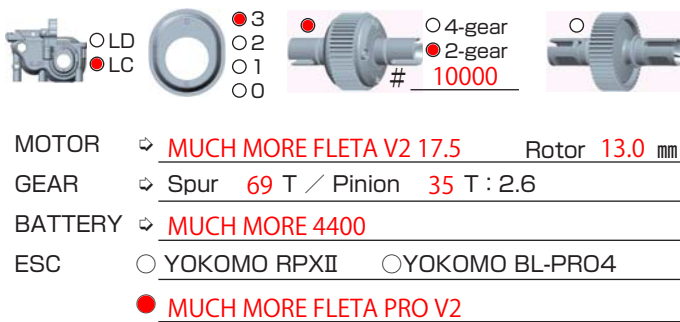
FRONT



REAR



DRIVE

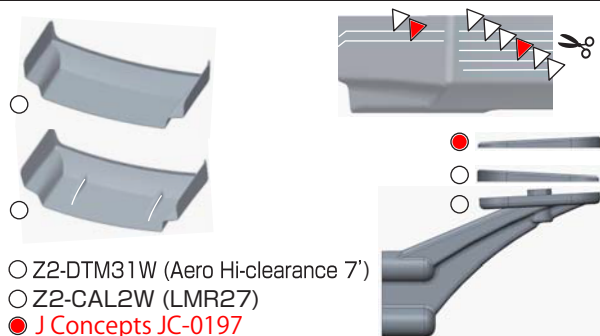


TIRE

FRONT
 TIRE \rightarrow **TAMIYA**
 INSERTS \rightarrow **TAMIYA**
 WHEELS \rightarrow **Standard**

REAR
 TIRE \rightarrow **TAMIYA**
 INSERTS \rightarrow **TAMIYA**
 WHEELS \rightarrow **Standard**

OTHER



COMMENT

TX:SANWA M17
 RX:SANWA RX492
 SERVO:SANWA PGH LH2
 BODY:SJC F2 Light Weight

OTHER:
 TRION TE-CWS510
 TRION TE-HF30AL